

ISTRUZIONI DI MONTAGGIO
MONTAGEANLEITUNG
INSTALLATION INSTRUCTIONS
INSTRUCTIONS DE MONTAGE
INSTRUCCIONES PARA EL MONTAJE

I - Inserire i terminali nel connettore presente nella confezione.

GB - Insert the terminals into the connector supplied with the package.

FR - Insérer les terminaux dans le connecteur fournit dans la confection.

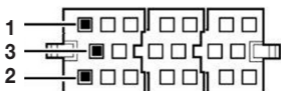
D - Terminals in den beigelegten Verbinder eingeben.

E - Insertar los terminales en el conector presente en el envase.

FIAT '07> - ALFA '07> - LANCIA '07>

FUNZIONE AUX-IN CON TASTO SRC

AUX-IN ON RADIO-KEYS SRC



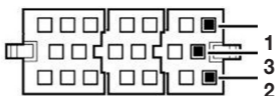
1 Rosso/Red
(Right Ch)

2 Bianco/White
(Left Ch)

3 Nero/Black
(Ground)

FUNZIONE AUX-IN CON TASTO CD

AUX-IN ON RADIO-KEYS CD



1 Rosso/Red
(Right Ch)

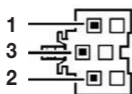
2 Bianco/White
(Left Ch)

3 Nero/Black
(Ground)

RENAULT '07>

FUNZIONE AUX-IN CON TASTO SRC

AUX-IN ON RADIO-KEYS SRC



CONNETTORE VERDE
GREEN CONNECTOR

1 Rosso/Red
(Right Ch)

2 Bianco/White
(Left Ch)

3 Nero/Black
(Ground)